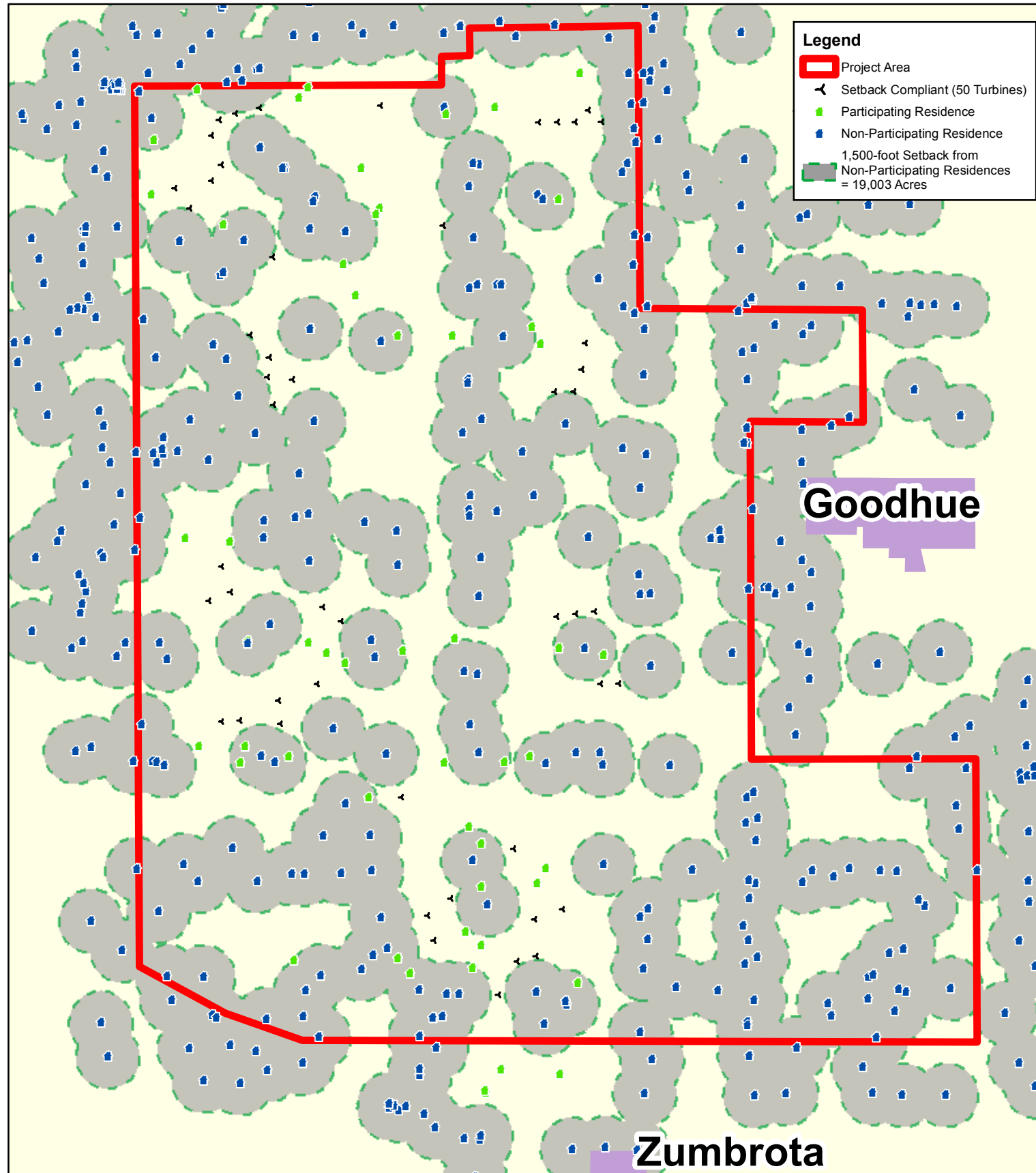


© 2011 Westwood Professional Services, Inc.



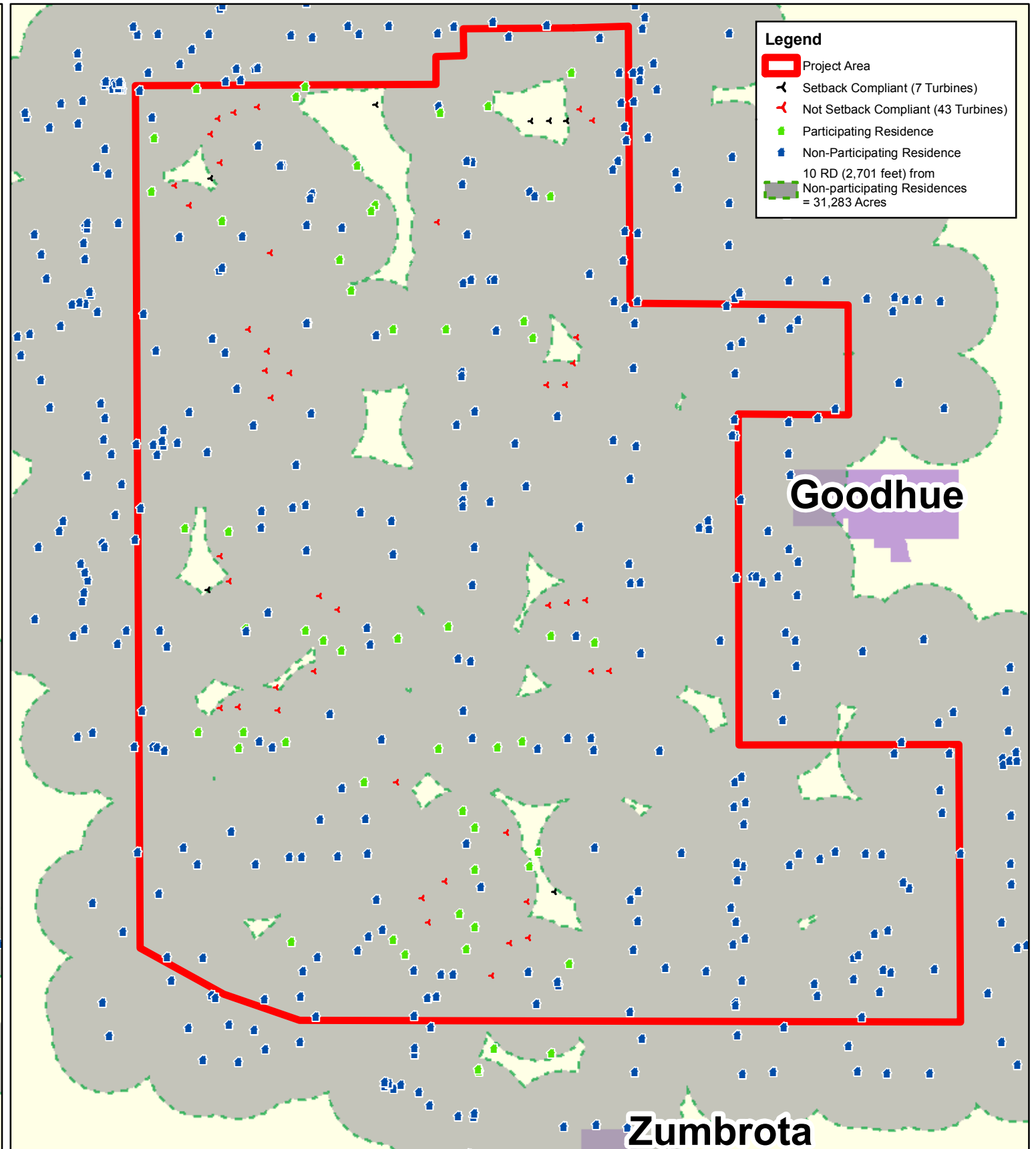
Legend

- Project Area
- Setback Compliant (50 Turbines)
- Participating Residence
- Non-Participating Residence
- 1,500-foot Setback from Non-Participating Residences = 19,003 Acres

Goodhue

Zumbrota

AWA Goodhue 1500-Foot Setback



Legend

- Project Area
- Setback Compliant (7 Turbines)
- ✗ Not Setback Compliant (43 Turbines)
- Participating Residence
- Non-Participating Residence
- 10 RD (2,701 feet) from Non-participating Residences = 31,283 Acres

Goodhue

Zumbrota

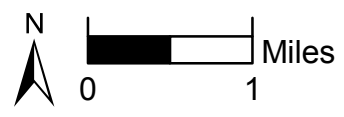
Goodhue County 10 RD Setback



Westwood Professional Services, Inc.
7699 Anagram Drive
Eden Prairie, MN 55344

PHONE 952-937-5150
FAX 952-937-5822
TOLL FREE 1-888-937-5150

www.westwoodps.com



N

0 1 Miles

Data Source(s): Goodhue County Ordinance (2010); MNDOT (2009); ESRI (2009); AWA Goodhue (2011); Westwood (2011).

AWA Goodhue, LLC Wind Project
Goodhue County, Minnesota